


UPS 12V and 5V UPS 12V

Compact power back-up with power failure indication



UPS 12V and 5V



UPS 12V

Cost effective UPS for small appliances powered by 12V or 5V adaptors. Compatible with all HW group devices.

Power supply back-up of small devices like for instance:

- monitoring switchboards
- powered control systems
- security systems

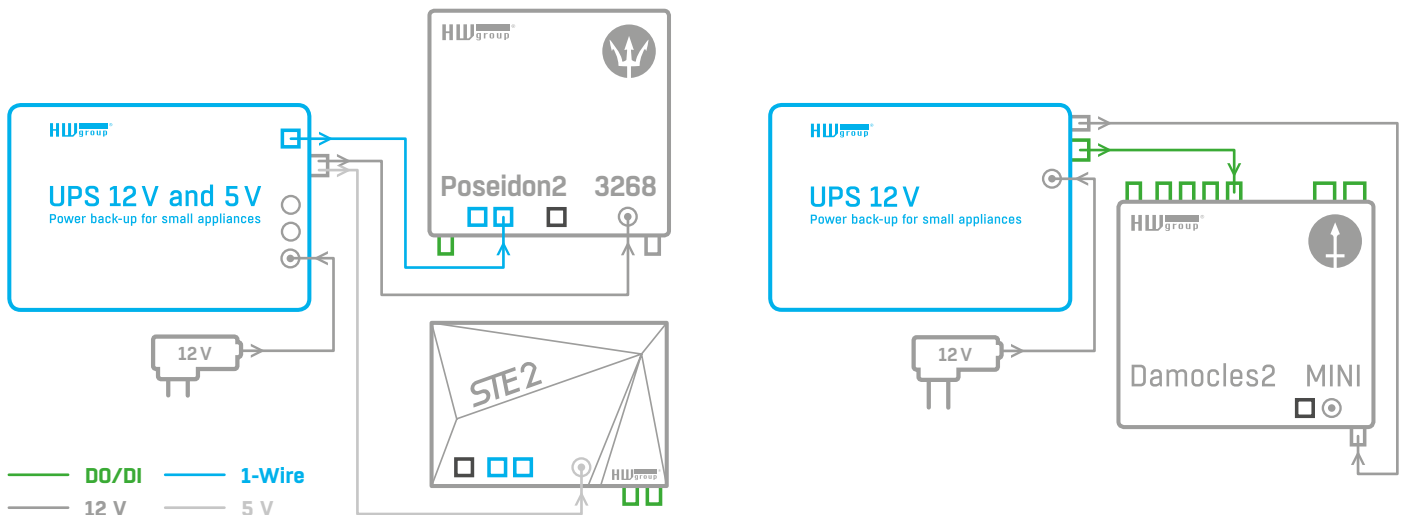
12V and 5V version

- Possibility of simultaneous power supply of appliances on both 12V and 5V outputs
- Connection of backed-up appliances via pin connector
- UPS status information via 1-Wire UNI
- Internal 5V convertor
- 1,3 Ah accumulator

12V version

- Connection of backed-up appliances via pin connector
- Up to 1,5A load on 12V output
- UPS status information via relay output

Usage example



Connection

Connect the power supply adapter to the UPS. Both green LEDs light on. Connect the backed-up device to the Power Out pin connector. Switch on the UPS. To check the function disconnect the power supply adapter. Power IN LED lights off, Power OUT LED stays on. By switching the UPS off the Power OUT LED lights off as well. **The UPS main switch status is not indicated and needs to be checked visually by the the position of the switch!!!**

Technical specifications

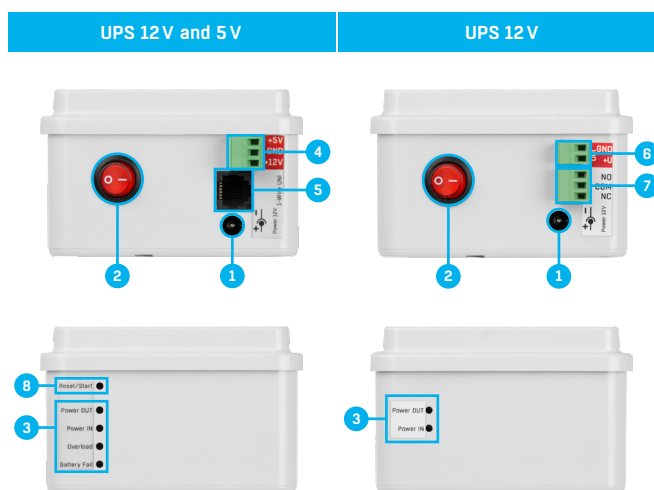
Signaling	UPS 12 V and 5 V	UPS 12 V
Signaling relay	✗	50 V/1 A
1-Wire UNI output:	1x	✗
• Accumulator voltage	✓*	✗
• Accumulator current	✓*	✗
• Estimated operation time by current UPS load	✓*	✗
• Powered from the adapter / powered from accumulator status	✓*	✗

Parameters	UPS 12 V and 5 V	UPS 12 V
Outgoing voltage / current	12 V / 1,5 A + 5 V / 0,5 A	12 V (double pin) / 1,5 A
Power supply adapter	12 V / 1,5 A	
Accumulator capacity	1,3 Ah (při 25°C) 0°C 85%, 25 °C 100%, 40°C 102%	
Dimensions (w×h×d) / weight	135×60×90 mm / 750 g	
Operating temperature range	-20°C – +60°C	
Accumulator switch	Mechanical	

* Each listed value uses one sensor position in the connected device. To save sensor positions the monitoring of unused values can be switched off via "1-Wire UNI USB calibrator" (OID 600535)

Inputs, outputs, control and signaling elements

- Power jack connector** – external power supply connector for 12 V, min 1,5 A.
- Main switch** – disconnects the accumulator. Switch on only during operation. In case UPS isn't used switch the main switch off.
- LED 2x green**
 - Power OUT** – lights on when UPS power output is on
 - Power IN** – lights on when external power supply connected
 - Overload** – lights on when 12V or 5V power branch is overloaded
 - Battery Fail** – flashes if the battery fails.
- Triple pin Power out** – voltage output with common ground (GND) potential.
- 1-Wire UNI output** – for connecting of a Poseidon2 or Ares10 devices.
- Double pin Power out** – 12V voltage output.
- Triple pin** of signaling relay. Always connects an outer pin with the middle pin (COM – common). Pin NO (Normally Open) is in idle status (i.e. during DISCONNECTED power supply) opened, it closes when a device is in operation and powered by external power supply. Pin NC (Normally Closed) closes in case of external power supply failure.
- Reset/Start** – recovery of power supply after overload.



Related products



Ares 10
Cost-effective GSM thermometer with remote management and alerts sent by e-mail, text messages or by dialing a number.



STE2
WiFi and Ethernet temperature and humidity sensor with digital inputs.



Poseidon2 4002
Secure solution for remote environment monitoring and control of outputs.



Damocles2 2404
Secure industrial I/O device with PoE and Telco -48 V power options.



HWg-WLD
Water leak detector with Ethernet connectivity that detects water in a 2D area using a sensing cable.